



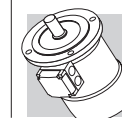
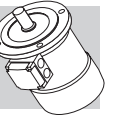


2 P	3000 min⁻¹ - S1	50 Hz - IE2
------------	-----------------------------------	--------------------



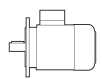



P _n kW		n min ⁻¹	M _n Nm	I _n 400V A	η%			cos φ	I _s I _n	M _s M _n	M _a M _n	J _m x 10 ⁻⁴ kgm ²	IM B5 	d.c. brake					a.c. brake						
					FD									FA											
					Mod	M _b Nm	Z ₀ 1/h							J _m x 10 ⁻⁴ kgm ²	IM B5 	Mod	M _b Nm	Z ₀ 1/h		J _m x 10 ⁻⁴ kgm ²	IM B5 				
0.75	BE 80A	2	2860	2.5	1.65	80	79.6	76.4	0.83	6.8	3.8	3.5	9	9.5	FD 04	5	1700	3200	9.4	13.4	FA 04	5	3200	9.4	13.3
1.1	BE 80B	2	2845	3.7	2.35	81.5	82.2	79.9	0.83	6.9	3.8	3.1	11.4	11.3	FD 04	10	1500	3000	10.6	15.2	FA 04	10	3000	10.6	15.1
1.5	BE 90SA	2	2865	5	3.2	81.3	80.7	78.1	0.82	6.8	3.6	2.8	12.5	12.3	FD 14	15	900	2200	14.1	16.5	FA 14	15	2200	14.1	16.4
2.2	BE 90L	2	2870	7.3	4.7	83.2	83.1	80.8	0.82	6.9	3.1	2.9	16.7	14	FD 05	26	900	2200	21	20	FA 05	26	2200	21	20.7
3	BE 100L	2	2880	9.9	6.2	84.6	84.6	83.7	0.83	7.3	3.5	3.1	39	23	FD 15	26	700	1600	35	29	FA 15	26	1600	35	30
4	BE 112M	2	2920	13.1	8.2	85.8	85.5	84.3	0.82	7.9	3.5	3.1	57	28	FD 06S	40	—	950	66	39	FA 06S	40	950	66	40
5.5	BE 132SA	2	2925	18	10.6	87	85	81.7	0.86	8.5	3.6	3.3	145	42	FD 06	50	—	600	112	55	FA 06	50	600	112	56
7.5	BE 132SB	2	2935	24	14.3	88.1	87.4	84.7	0.86	8.8	3.9	3.6	178	53	FD 06	50	—	550	154	66	FA 06	50	550	154	67
9.2	BE 132MB	2	2920	30	16.4	88.8	86.5	84.2	0.91	8.4	3.7	3.3	210	65	FD 56	75	—	430	189	78	FA 06	75	430	189	79
11	BE 160MA	2	2940	36	20	89.4	89.5	88	0.89	8.1	3	2.9	340	84	—	—	—	—	—	—	—	—	—	—	—
15	BE 160MB	2	2950	49	27.2	90.5	90.5	89.5	0.88	8.5	3	2.8	420	97	—	—	—	—	—	—	—	—	—	—	—
18.5	BE 160L	2	2945	60	32	90.9	90.5	89.8	0.91	7.7	2.9	2.7	490	109	—	—	—	—	—	—	—	—	—	—	—





4 P	1500 min⁻¹ - S1	50 Hz - IE2
------------	-----------------------------------	--------------------



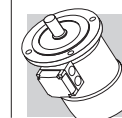
P _n kW		n min ⁻¹	M _n Nm	I _n 400V A	η%			cos φ	I _s I _n	M _s M _n	M _a M _n	J _m x 10 ⁻⁴ kgm ²	IM B5 	d.c. brake					a.c. brake						
					Mod	M _b Nm	Z ₀ 1/h							J _m x 10 ⁻⁴ kgm ²	IM B5 	Mod	M _b Nm	Z ₀ 1/h		J _m x 10 ⁻⁴ kgm ²	IM B5 				
							NB											SB	NB			SB			
0.12	BE 63A	4	1360	0.84	0.45	59.1	59.6	53.5	0.65	3	2	2.2	2.3	3.5	FD 02	1.75	10000	13000	2.6	5.2	FA 02	1.75	13000	2.6	5
0.18	BE 63B	4	1370	1.25	0.64	64.7	65.1	59.8	0.62	3.5	2.3	2.5	3.3	5.1	FD 02	3.5	10000	13000	3	5.6	FA 02	3.5	13000	3	5.4
0.25	BE 71A	4	1380	1.73	0.68	68.5	68	62	0.78	4	2.3	2.5	5.8	5.1	FD 03	3.5	7700	11000	6.9	7.8	FA 03	3.5	11000	6.9	7.5
0.37	BE 71B	4	1385	2.55	1.05	72.7	69.3	64.2	0.75	4.0	2.3	2.2	6.9	5.9											
0.55	BE 80A	4	1430	3.7	1.38	77.1	73.4	68	0.77	6	2.2	1.9	15	8.2	FD 04	10	4100	8000	16.6	13.8	FA 04	10	8000	16.6	13.7
0.75	BE 80B	4	1430	5	1.76	79.6	78.5	75.1	0.78	6.1	3.2	3	28	12.2	FD 04	15	4100	7800	22	16.1	FA 04	15	7800	22	16
1.1	BE 90S	4	1430	7.4	2.53	81.4	82	79.5	0.76	6.3	2.9	2.8	28	13.6	FD 14	15	4800	8000	32	17.8	FA 14	15	8000	32	17.7
1.5	BE 90LA	4	1430	10	3.5	82.8	83	80	0.74	5.9	3.1	3	34	15.1	FD 05	26	3400	6000	34	21.1	FA 05	26	6000	34	21.8
2.2	BE 100LA	4	1430	14.7	4.9	84.3	85	84	0.76	5.8	3	2.8	54	22	FD 15	40	2600	4700	44	29	FA 15	40	4700	44	29
3	BE 100LB	4	1420	20	6.6	85.5	86	85.5	0.77	5.9	2.8	2.6	61	24	FD 15	40	2400	4400	58	31	FA 15	40	4400	58	31
4	BE 112M	4	1440	27	8.3	86.6	87	86	0.8	6.5	2.8	2.8	105	32	FD 06S	60	—	1400	107	42	FA 06S	60	2100	107	44
5.5	BE 132S	4	1460	36	11.1	88.5	88.5	87.5	0.81	7.3	2.9	2.9	270	53	FD 56	75	—	1050	223	66	FA 06	75	1200	223	67
7.5	BE 132MA	4	1460	49	14.8	89	89	88.5	0.82	6.9	2.9	2.8	319	59	FD 06	100	—	950	280	72	FA 06	100	1000	280	77
9.2	BE 132MB	4	1460	60	18.1	89.5	89.5	88.5	0.82	6.9	2.9	3	360	70	FD 07	150	—	900	342	86	FA 07	150	900	342	87
11	BE 160M	4	1465	72	21.5	91	91.3	90.5	0.81	6.5	2.8	2.6	650	99	FD 08	170	—	800	655	129	FA 08	170	800	655	128
15	BE 160L	4	1465	98	28.7	90.8	91	90.5	0.83	6.5	2.6	2.3	790	115	FD 08	200	—	750	725	129	FA 08	200	750	710	128
18.5	BE 180M	4	1465	121	35	91.6	92	91.3	0.83	6.5	2.6	2.5	1250	135	FD 09	300	—	400	1450	175	—	—	—	—	—
22	BE 180L	4	1465	143	41	91.6	91.8	91.4	0.84	6.8	2.7	2.6	1650	157	FD 09	300	—	300	1850	197	—	—	—	—	—

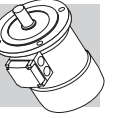
6 P	1000 min⁻¹ - S1	50 Hz - IE2
------------	-----------------------------------	--------------------



P _n kW		n min ⁻¹	M _n Nm	I _n 400V A	η%			cos φ	$\frac{I_s}{I_n}$	$\frac{M_s}{M_n}$	$\frac{M_a}{M_n}$	J _m x 10 ⁻⁴ kgm ²	IM B5 	d.c. brake					a.c. brake						
					FD									FA											
					Mod	M _b Nm	Z ₀ 1/h							J _m x 10 ⁻⁴ kgm ²	IM B5 	Mod	M _b Nm	Z ₀ 1/h	J _m x 10 ⁻⁴ kgm ²	IM B5 					
0.75	BE 90S	6	935	7.7	2.06	75.9	75.9	73	0.69	5.1	3.1	2.9	33	15	FD 14	15	3400	6500	28	19.2	FA 14	15	6500	28	19.1
1.1	BE 100M	6 (*)	945	11.1	2.75	78.1	76.2	73	0.74	4.9	2.2	1.9	82	22	FD 15	26	2500	4800	58	30	FA 15	26	4800	58	31
1.5	BE 100LA	6	945	15.2	3.9	79.8	77.5	74	0.72	5.6	2.5	2.3	95	24	FD 15	40	1900	4100	86	30	FA 15	40	4100	86	31
2.2	BE 112M	6	950	22	5.2	81.8	81.8	79.3	0.74	5.2	2.6	2.3	168	32	FD 06S	60	—	2100	177	42	FA 06S	60	2100	177	44
3	BE 132S	6	955	30	6.6	83.3	83.3	82.4	0.79	6.1	2.1	1.9	295	44	FD 56	75	—	1400	226	57	FA 06	75	1400	226	58
4	BE 132MA	6	965	40	8.7	84.6	85	83.1	0.79	6.9	2.2	2	383	56	FD 06	100	—	1200	305	69	FA 07	100	1200	318	74
5.5	BE 160MA	6 (*)	965	54	11.6	87	87	86.4	0.79	6.6	2.5	2.3	740	83	FD 08	170	—	1000	700	112	FA 08	170	1000	700	113
7.5	BE 160MB	6 (*)	965	74	15	88	88	87.2	0.82	6.6	2.3	2.1	970	103	FD 08	170	—	900	815	132	FA 08	170	900	815	133





(*) Power /size relation not standardized









2 P	3000 min⁻¹ - S1	50 Hz - IE2
------------	-----------------------------------	--------------------

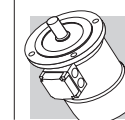


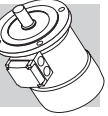
P _n kW		n min ⁻¹	M _n Nm	I _n 400V A	η%			cos φ	$\frac{I_s}{I_n}$	$\frac{M_s}{M_n}$	$\frac{M_a}{M_n}$	J _m x 10 ⁻⁴ kgm ²	IM B5 	d.c. brake					a.c. brake						
					100%	75%	50%							FD		FA			FA		FA				
														Mod	M _b Nm	Z ₀ 1/h	J _m x 10 ⁻⁴ kgm ²	IM B5 	Mod	M _b Nm	Z ₀ 1/h	J _m x 10 ⁻⁴ kgm ²	IM B5 		
0.75	BE 80A	2	2860	2.5	1.65	80	79.6	76.4	0.83	6.8	3.8	3.5	9	9.5	FD 04	5	1700	3200	9.4	12.5	FA 04	5	3200	9.4	12.4
1.1	BE 80B	2	2845	3.7	2.35	81.5	82.2	79.9	0.83	6.9	3.8	3.1	11.4	11.3	FD 04	10	1500	3000	10.6	13.4	FA 04	10	3000	10.6	13.3
1.5	BE 90SA	2	2865	5	3.2	81.3	80.7	78.1	0.82	6.8	3.6	2.8	12.5	12.3	FD 14	15	900	2200	14.1	16.5	FA 14	15	2200	14.1	16.4
2.2	BE 90L	2	2870	7.3	4.7	83.2	83.1	80.8	0.82	6.9	3.1	2.9	16.7	14	FD 05	26	900	2200	21	20	FA 05	26	2200	21	20.7
3.7	BE 112M	2	2930	12.1	7.8	85.5	83	81.2	0.79	7.9	3.5	3.1	57	28	FD 06S	40	—	950	66	39	FA 06S	40	950	66	40

4 P	1500 min⁻¹ - S1	50 Hz - IE2
------------	-----------------------------------	--------------------







P _n kW		n min ⁻¹	M _n Nm	I _n 400V A	η%			cos φ	$\frac{I_s}{I_n}$	$\frac{M_s}{M_n}$	$\frac{M_a}{M_n}$	J _m x 10 ⁻⁴ kgm ²	IM B5 	d.c. brake					a.c. brake						
					100%	75%	50%							FD					FA						
														Mod	M _b Nm	Z ₀ 1/h		J _m x 10 ⁻⁴ kgm ²	IM B5 	Mod	M _b Nm	Z ₀ 1/h	J _m x 10 ⁻⁴ kgm ²	IM B5 	
0.37	BE 71B	4	1385	2.55	1.05	72.7	69.3	64.2	0.75	4.0	2.3	2.2	6.9	5.9	FD 03	5	6000	9400	8	8.6	FA 03	5	9400	8	8.3
0.55	BE 80A	4	1430	3.7	1.38	77.1	73.4	68	0.77	6	2.2	1.9	15	9.9	FD 04	10	4100	8000	16.6	13.8	FA 04	10	8000	16.6	13.7
0.75	BE 80B	4	1430	5	1.76	79.6	78.5	75.1	0.78	6.1	3.2	3	28	12.2	FD 04	15	4100	7800	22	16.1	FA 04	15	7800	22	16
1.1	BE 90S	4	1430	7.4	2.53	81.4	82	79.5	0.76	6.3	2.9	2.8	28	13.6	FD 14	15	4800	8000	32	17.8	FA 14	15	8000	32	17.7
1.5	BE 90LA	4	1430	10	3.5	82.8	83	80	0.74	5.9	3.1	3	34	15.1	FD 05	26	3400	6000	34	21.1	FA 05	26	6000	34	21.8
2.2	BE 100LA	4	1430	14.7	4.9	84.3	85	84	0.76	5.8	3	2.8	54	22	FD 15	40	2600	4700	44	29	FA 15	40	4700	44	29
3.7	BE 112M	4	1445	27	8.2	86.3	87	84.3	0.76	6.5	2.8	2.8	105	32	FD 06S	60	—	1400	107	42	FA 06S	60	2100	107	44





6 P	1000 min⁻¹ - S1	50 Hz - IE2
------------	-----------------------------------	--------------------



P _n kW		n min ⁻¹	M _n Nm	I _n 400V A	η%			cos φ	$\frac{I_s}{I_n}$	$\frac{M_s}{M_n}$	$\frac{M_a}{M_n}$	J _m x 10 ⁻⁴ kgm ²	IM B5 	d.c. brake					a.c. brake						
					100%	75%	50%							FD					FA						
														Mod	M _b Nm	Z _o 1/h		J _m x 10 ⁻⁴ kgm ²	IM B5 	Mod	M _b Nm	Z _o 1/h	J _m x 10 ⁻⁴ kgm ²	IM B5 	
0.75	BE 90S	6	935	7.7	2.06	75.9	75.9	73	0.69	5.1	3.1	2.9	33	15	FD 14	15	3400	6500	28	16.8	FA 14	15	6500	28	16.7
1.1	BE 100M	6 (*)	945	11.1	2.75	78.1	76.2	73	0.74	4.9	2.2	1.9	82	22	FD 15	40	1900	4100	86	28	FA 15	40	4100	86	29
1.5	BE 100LA	6	945	15.2	3.9	79.8	77.5	74	0.72	5.6	2.5	2.3	95	24	FD 15	40	1700	3600	99	30	FA 15	40	3600	99	31
2.2	BE 112M	6	950	22	5.2	81.8	81.8	79.3	0.74	5.2	2.6	2.3	168	32	FD 06S	60	—	2100	177	42	FA 06S	60	2100	177	44
3.7	BE 132MA	6	970	36.1	8.3	84.3	83.6	81.3	0.76	6.9	2.2	2	383	56	FD 06	100	—	1200	305	58	FA 07	100	1200	318	63

(*) Power /size relation not standardized